

SKINTACT®



www.skintact.com

SKINTACT® ECG ELECTRODES

FOR DIAGNOSIS & MONITORING

Raising the Standards

Excellent quality ECG recordings are dependent on three main factors: good skin preparation, superior quality electrodes, and a continuous unbroken electrical pathway from the skin to the ECG machine.

Electrodes often have to perform under very strenuous conditions, therefore at Leonhard Lang we dedicate valuable time and attention to the design and construction of our electrodes; we then carefully select only the finest quality materials and component parts to produce them.

Uniquely, we design and build our own machines that are state of the art in manufacturing technology ensuring you quality products that are second to none.

“Connect with quality” is our motto and our goal is to provide you with consistently reliable products.

Our no compromise attitude to quality and choice at very competitive prices, undoubtedly is raising the standards in ECG technology.



C-Line stands for “cured on line”. By curing on line Leonhard Lang can deploy materials or properties only where they are needed in a product, bringing you the freshest possible electrodes.

This technology is also easy on the environment as it does not waste resources. Our Aqua-Tac electrodes in particular benefit from C-Line. They are the next generation in hydrogel technology and bring together the instant pickup of signal you demand with the durability, dependability, and quality of trace required for longer procedures.

C-Line combines the manufacture of the hydrogel and the electrode all in one, significantly reducing cost which is why our electrodes are very competitively priced and as fresh as can be.

SKINTACT® Diagnostic Resting ECG Electrodes


**The SKINTACT Easitab System -
Your best choice for an excellent and safe resting ECG**

Excellent Trace Quality. The conductive adhesive Aqua-Tac hydrogel of SKINTACT Easitabs provides a reliable signal tracing of consistent high quality. Easitab F-WA00 and FS-WB00 with Aqua-Wet gel complete the range for demanding conditions.

Secure Adhesion and Patient Comfort. SKINTACT Easitabs feel soft but stick well to the patient's skin. After the ECG they can be removed comfortably – without loss of hair.

Superior Safety. Proper use of SKINTACT Easitabs eliminates cross infection whereas suction electrode bred bacteria and fungi.

Time Efficiency. Unlike suction electrodes, SKINTACT Easitabs on a handy card are applied quickly on all types of patients. Aqua-Tac gel requires no clean up after the ECG. Easiprep and Easiclip tab adaptors further facilitate your success.



Code	Gel	Connector	Backing / Adhesive	Dimensions
RT14	Aqua-Tac	Easitab	Paper/PET + Gel	14 x 34 mm, card of 10
RT34	Aqua-Tac	Easitab	Paper/PET + Gel	22 x 34 mm, card of 10
RT74	Aqua-Tac	Easitab	Paper/PET + Gel	26 x 34 mm, card of 10
F-WA00 /10	Aqua-Wet	Easitab	Foam Standard	32 x 45 mm, card of 10
FS-WB00 /10	Aqua-Wet	Easitab	Foam Enhanced	28 x 37 mm, card of 10
FS-RB4 /5	Aqua-Wet	4 mm Adaptor	Foam Enhanced	28 x 44 mm, strip of 5

SKINTACT® Diagnostic Resting ECG Electrodes meet the ANSI/AAMI standard EC12 for Disposable ECG Electrodes.

Packaging Standard:

RT14, RT34, RT74: 100 / pouch • 500 / box • 5000 / case
RT14, RT34, RT74: 50 / pouch • 500 / box • 3000 / case
FS-WA00 /10: 100 / pouch • 500 / box • 3000 / case
FS-WB00 /10: 100 / pouch • 500 / box • 3000 / case
FS-RB4 /5: 50 / pouch • 1500 / box • 6000 / case

SKINTACT® Stress Test & Holter ECG Electrodes for Adults - The Professional's Choice

Excellent Trace Quality. Quick and consistently excellent signal quality is obtained with: Aqua-Wet and Aqua-Set gel. Using Easiprep further improves trace quality.

Superior Design. Leonhard Lang's Aqua-Set gel reduces motion artifacts ensuring a clear and stable tracing. The offset contact design of SKINTACT FS-VB01, FS-VB04, FS-VB00 and T-VO01 minimises the impact of patient movements on the signal significantly.

Patient Comfort. The light microporous backing of SKINTACT T-604 B and T-VO01 promote breathability and ensure skin friendly comfort during holter ECG.

Secure Adhesion. The enhanced adhesive sticks reliably even when the patient is perspiring. The protective foam backing is impermeable to liquids, SKINTACT stress test electrodes are therefore suitable for Echo, too.

Innovative Electrode.

SKINTACT T-VO01 comes with an Adhesive Ring for High Performance applications. This ring provides superb adhesion and protects the gel from drying out. Motion artifacts are reduced to a minimum.



FS-50



FS-524



T-604 B



FS-VB01



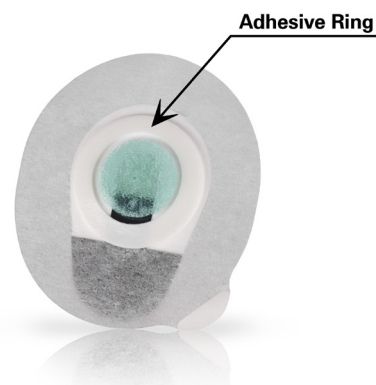
FS-VB04
with 4 mm adaptor



FS-VB00
with Easytab



T-VO01



SKINTACT® Offset ECG Electrodes - the PVC-free Alternative

Code	Gel	Backing, Adhesive	Dimensions	Suggested Use
FS-50	Aqua-Wet	Foam, Enhanced	50 mm	Stress Test + A&E
FS-524	Aqua-Set	Foam, Enhanced	35 x 50 mm	Stress Test
T-604 B	Aqua-Set	Microporous Tape	60 mm	Holter + Long Term Monitoring
FS-VB01	Aqua-Wet	Foam, Enhanced	35 x 52 mm	Stress Test
FS-VB04	Aqua-Wet	Foam, Enhanced	35 x 52 mm	Stress Test
FS-VB00	Aqua-Wet	Foam, Enhanced	35 x 52 mm	Stress Test
T-VO01	Aqua-Wet	Microporous Tape	60 x 66 mm	Holter + Event Recording

All SKINTACT® Stress Test & Holter ECG electrodes meet the ANSI/AAMI standard EC12 for disposable ECG electrodes.

Packaging Standard:

FS-50, T-604 B, FS-VB01:

30 / pouch • 1200 / box • 4800 / case

FS-524, FS-VB00, T-VO01:

30 / pouch • 300 / box • 1800 / case

FS-VB04:

30 / pouch • 750 / box • 3000 / case



www.skintact.com

SKINTACT® Monitoring ECG Electrodes for Adults

SKINTACT Monitoring Electrodes offer total versatility at affordable prices. 4 different backings, 2 types of standard gels, a standard and an enhanced adhesive - the SKINTACT range has an electrode to meet all your particular needs in short or long term monitoring.

Protective Foam Backings of short term monitoring electrodes are impermeable to liquids present in surgical procedures.

Breathable Microporous- or Soft Cloth Backings of long term monitoring electrodes provide patient comfort for long term use.

Aqua-Wet Gel ensures immediate signal pick up as it promptly moistures top skin layer.

Aqua-Tac Gel is not only conductive but also adhesive and can be removed without residue.

Easy to open pouch and a handling aid on all SKINTACT monitoring electrodes facilitate use.



FS-521



F-601



F-55



F-TB1



T-60



T-601



W-60



W-601



CT-601

Code	Gel	Backing, Adhesive	Dimensions	Suggested Use
FS-521	Aqua-Tac	Foam, Enhanced	35 x 50 mm	Short Term
F-601	Aqua-Tac	Foam	50 mm	Short Term
F-55	Aqua-Wet	Foam	55 mm	Short Term
F-TB1	Aqua-Tac	Foam	50 x 55 mm	Short Term
T-60	Aqua-Wet	Microporous Tape	60 mm	Long Term
T-601	Aqua-Tac	Microporous Tape	50 mm	Long Term
W-60	Aqua-Wet	Soft Cloth	60 mm	Long Term
W-601	Aqua-Tac	Soft Cloth	50 mm	Long Term
CT-601	Aqua-Tac	Clear Tape	50 mm	Short Term

All SKINTACT® Monitoring ECG electrodes meet the ANSI/AAMI standard EC12 for disposable ECG electrodes.

Packaging Standard:

Aqua-Wet: 30 / pouch • 1200 / box • 4800 / case

Aqua-Tac: 30 / pouch • 1500 / box • 6000 / case

SKINTACT® Low Cost Multipurpose ECG Electrodes

Our SKINTACT ECG electrodes on cards of six or ten are our no compromise attitude to quality and variety at very competitive prices.

Secure Adhesion. The enhanced adhesion of SKINTACT FS-RG, FS-RG1, FS-TC1 and FS-TF assures that the electrodes stick very securely ensuring good contact even when the patient is perspiring.

SKINTACT F-RG, F-RG1, F-TC1 and F-TF are all produced with standard adhesive to the same high quality as the FS range. Suitable for times when the enhanced adhesive is not required, particularly where the patient's skin is more sensitive.

Quick'n'Easy. A perforation in the middle can be used to tear the card apart giving you two strips of three or five.

Superior Design. The label material overlaps the electrode and creates a lift tab which allows the clinical staff to handle the electrode easily even when wearing surgical gloves.



F-RG /6
F-RG1 /6
FS-RG /6
FS-RG1 /10



F-TC1 /6
FS-TC1 /10



F-TF /6
FS-TF /6

Code	Size	Gel	Backing, Adhesive	Dimensions	Suggested Use
FS-RG /6	Universal	Aqua-Wet	Foam, Enhanced	32 x 41 mm	Monitoring, ICU, CCU
FS-RG1 /10	Universal	Aqua-Tac	Foam, Enhanced	32 x 41 mm	Monitoring, ICU
FS-TC1 /10	Universal	Aqua-Tac	Foam, Enhanced	35 x 41 mm	Monitoring, ICU
FS-TF /6	Adult	Aqua-Wet	Foam, Enhanced	43 x 51 mm	Monitoring, ICU, CCU

Alternatively all types are available with Standard Adhesive Foam (F-RG /6, F-RG1 /6, F-TC1 /6, F-TF /6)

All SKINTACT® Multipurpose ECG electrodes meet the ANSI/AAMI standard EC12 for disposable ECG electrodes.

Packaging Standard:

Aqua-Wet: 30 / pouch • 1200 / box • 4800 / case

Aqua-Tac: 30 / pouch • 1500 / box • 6000 / case




SKINTACT® Monitoring ECG Electrodes for Children and Neonates

SKINTACT ECG Electrodes are also available in smaller version for Children and Neonates to accommodate smaller chest sizes.

Gentle adhesive for sensitive skin ensures best possible patient comfort.

The Offset Design of the F-VK01 ECG Electrode minimises the impact of patient movements on the signal significantly.


SKINTACT W-130C - the special choice with Carbon Snap for use during imaging procedures. Fully covered with soft hydrogel, the W-130C can be re-positioned.



F-261 F-301 F-40 & F-401 F-VK01 T-401 W-401 W-130C

Code	Size	Gel	Backing	Adhesive	Dimensions
F-261	Neonatal	Aqua-Tac	Foam	Standard	26 mm
F-301	Neonatal	Aqua-Tac	Foam	Standard	30 mm
F-40	Paediatric	Aqua-Wet	Foam	Standard	40 mm
F-401	Paediatric	Aqua-Tac	Foam	Standard	40 mm
F-VK01	Paediatric	Aqua-Wet	Foam	Standard	45 x 30 mm
T-401	Paediatric	Aqua-Tac	Microporous Tape	Standard	40 mm
W-401	Paediatric	Aqua-Tac	Soft Cloth	Standard	40 mm
W-130C	Neonatal	Aqua-Tac	Soft Cloth	Hydrogel	30 mm

PREWIRED - ECG Electrodes for Neonates



Code	Gel	Leadlength	Connector	X-ray translucent
PD50-SF	Aqua-Tac	50 cm leadwire	safety plug	No
PD50-SFC	Aqua-Tac	50 cm leadwire	safety plug	Yes
PD50-F4	Aqua-Tac	50 cm leadwire	for 4 mm banana plug	No
PD50-F4C	Aqua-Tac	50 cm leadwire	for 4 mm banana plug	Yes

All SKINTACT® Monitoring ECG Electrodes for Children & Neonates meet the ANSI/AAMI standard EC12 for disposable ECG Electrodes.

Packaging Standard:

Aqua-Wet: 30 / pouch • 1200 / box

Aqua-Tac: 30 / pouch • 1500 / box

F-VK01: 50 / pouch • 500 / box • 3000 / case

Packaging Standard for Prewired ECG Electrodes:

3 piece / strip • 1 strip / pouch • 150 pieces / box

SKINTACT® ECG Electrodes for Monitoring during Imaging Procedures

SKINTACT ECG Electrodes are also available with Carbon Stud for use during X-ray procedure or in a MRI environment.



MRI Conditional. SKINTACT ECG Electrodes indented for use in MRI are approved up to 3.0 Tesla.

Saves Time and Cost. If already applied in other departments the electrode can remain on the patient and X-ray or MRI procedures can be carried out without the need to change electrodes.

TAB'n'SNAP version. The FS-WA10C is suitable for all ECG monitoring and 12 lead diagnostic procedures. It can remain on the patient during their journey from the ambulance to A&E and through the ward or catheterisation laboratory.



F-401C

F-50C / FS-50C
F-601C / FS-601C

F-REC

FS-WA10C /5

W-130C

Code	Size	Gel	Backing & Adhesive	Dimensions
F-401C	Paediatric	Aqua-Tac	Foam	40 mm
F-50C	Adult	Aqua-Wet	Foam	50 mm
FS-50C	Adult	Aqua-Wet	Foam, Enhanced	50 mm
F-601C	Adult	Aqua-Tac	Foam	50 mm
FS-601C	Adult	Aqua-Tac	Foam, Enhanced	50 mm
FS-WA10C /5	Adult	Aqua-Wet	Foam, Enhanced	32 x 46 mm
F-REC	Adult	Aqua-Wet	Foam	32 x 45 mm
W-130C	Neonatal	Aqua-Tac	Soft Cloth + Hydrogel	30 mm

All SKINTACT® ECG Electrodes for Monitoring during Imaging Procedures meet the ANSI/AAMI standard EC12 for disposable ECG Electrodes.

Packaging Standard:

Aqua-Wet: 30 / pouch • 1200 / box • 4800 / case

Aqua-Tac: 30 / pouch • 1500 / box • 6000 / case

SKINTACT® ECG Accessories

Following our philosophy to provide the highest quality connections to any ECG procedures, we offer following ECG Accessories:

Easiclip
10 / pouch




SKINTACT Easiclips are designed to meet all our tab-ended products perfectly, providing secure contact. They can be rotated on the patient to sit flat minimising movement during recording procedures.

Adaptor
10 / pouch




Adaptor for 4mm Banana Plug to connect to snap electrodes.

Easiprep
500 / pouch



SKINTACT Easiprep is a highly effective product to remove unwanted dead skin cells to reduce skin impedance, essential for producing excellent quality recordings for diagnostic purposes. The mild sandpaper pad is easy to use and comfortable for the patient.

Razor
50 / box



Excessive hair can be shaved off with unique Prep Razor, a high quality razor with a patented minimum trauma design.

QUICK OVERVIEW

Connectors:



Stud



Tab



Tab'n'Snap



4 mm
Banana Adaptor

Backings:

SKINTACT electrodes are available with four backings:

- » **Foam** backing materials protect sensor and gel from surgical and cleaning fluids. The thin foam layer permits maximum flexibility.
- » Skin-friendly **Microporous Tape** adapts well to body contours, increasing comfort. Tape - backed SKINTACT electrodes promote breathability and transpiration, important in long term applications.
- » **Soft Cloth** backing offers many of the benefits of tape plus added elasticity to conform to most body movements. Cloth-backed SKINTACT electrodes provide the long term comfort and durability required by active patients.
- » **Clear Tape** backing protects sensor against fluids and being transparent it permits constant skin observation.



Standard / En-
hanced Foam



Microporous
Tape



Soft Cloth



Clear Tape

Gels & Shelf Life:

SKINTACT electrodes are available with three gels:

- » **AQUA-TAC:** Solid adhesive gel electrodes add the benefit of 100% skin surface contact. It leaves no residue upon removal.
- » **AQUA-WET:** Liquid gels designed for fast pick up of the ECG signal even if inadequate skin prep is carried out. Aqua -Wet electrodes are an ideal choice for short term procedures.
- » **AQUA-SET:** A solid wet gel designed for long term procedures and stress testing.



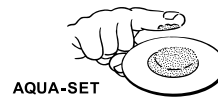
AQUA-TAC

36 Months



AQUA-WET

24 Months



AQUA-SET

24 Months



LEONHARD LANG

From our global headquarters nestled in the Austrian Alps we are building on more than a century of quality-focused production and service. At the same time, we are meeting tomorrow's challenges with often patented advances in product design, kept at the cutting edge by technology and user-driven research and development.

We develop, manufacture and globally distribute electrode systems and accessories for ECG, electrosurgery, defibrillation, and stimulation as well as gels and fixations.

To justify your trust our quality management system is certified according to ISO 9001 and ISO 13485 and for some product lines to Annex II of the European Medical Device Directive. We also operate an environmental management system certified to ISO 14001.



Leonhard Lang GmbH

Archenweg 56
6020 Innsbruck, Austria
www.LeonhardLang.at

Tel. +43-512-33 42 57, Fax 39 22 10
medical@leonhardlang.at

<http://www.kontakt.com/33.0.html>

